



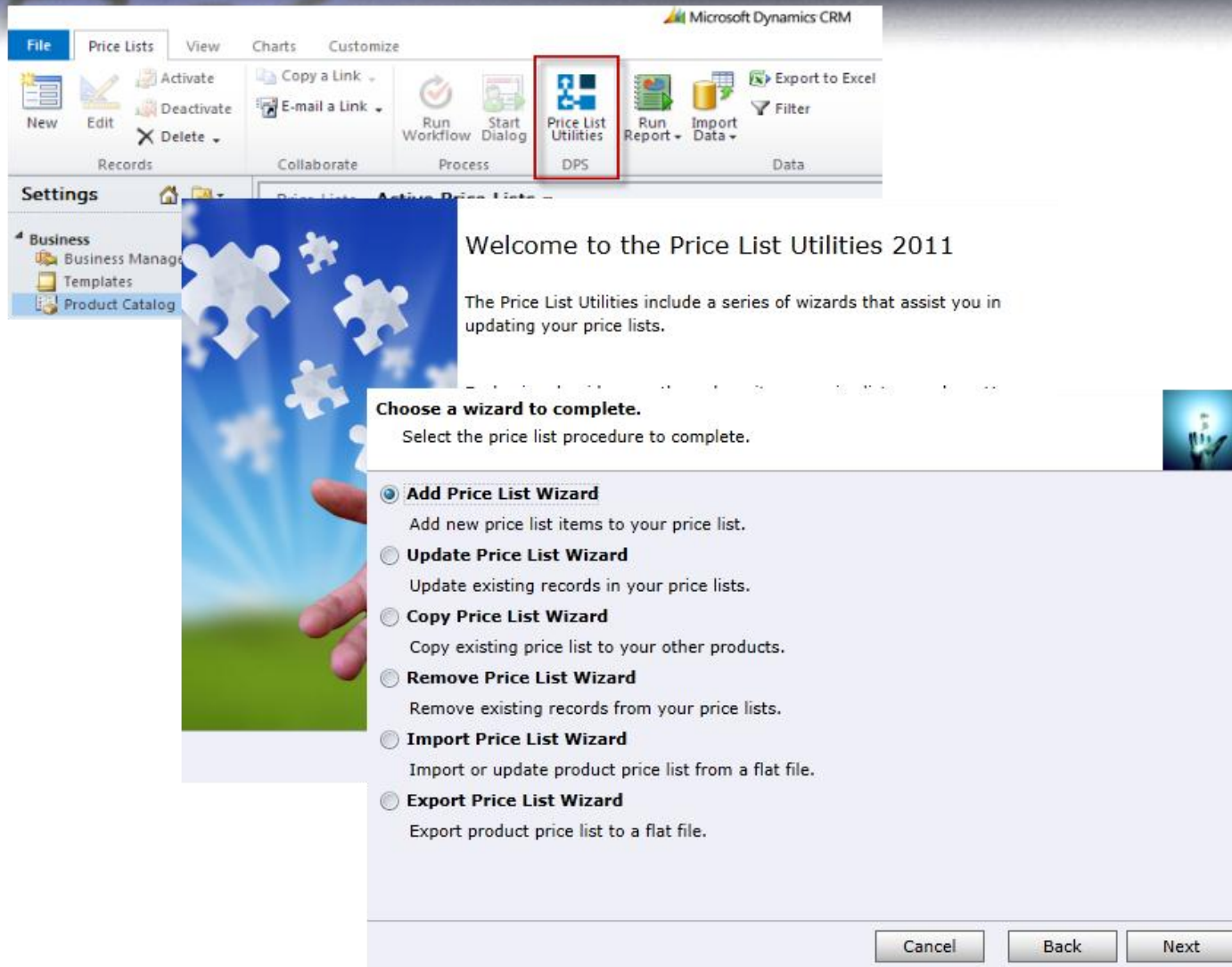
# Price List Utilities



# Price List Utilities

- Price List Utilities is an add-on application specially designed for Microsoft Dynamics CRM.
- With its intuitive wizard driven interface you will be able to:
  - **add new price lists to multiple products**
  - **update pricing information globally (by percentage or fixed amount)**
  - **copy price lists from one product to multiple products**
  - **remove price lists**
  - **import or update price lists from a flat file**
  - **export price list to a file which can be used later as a source for import**
- And all of it requires just few simple steps, available directly from Microsoft Dynamics CRM interface.

# Price List Utilities



The screenshot shows the Microsoft Dynamics CRM interface with the 'Price Lists' ribbon selected. The 'Price List Utilities' button is highlighted with a red box. Below the ribbon, a 'Welcome to the Price List Utilities 2011' dialog box is open. The dialog box contains a list of wizards to choose from, with 'Add Price List Wizard' selected by default. The background of the dialog box features a blue sky with white puzzle pieces and a hand reaching up.

Microsoft Dynamics CRM

File Price Lists View Charts Customize

New Edit Activate Deactivate Delete

Copy a Link E-mail a Link

Run Workflow Start Dialog

Price List Utilities DPS

Run Report Import Data Export to Excel Filter

Records Collaborate Process Data

Settings

Business Business Manager Templates Product Catalog

Welcome to the Price List Utilities 2011

The Price List Utilities include a series of wizards that assist you in updating your price lists.

Choose a wizard to complete.

Select the price list procedure to complete.

- ☒ **Add Price List Wizard**  
Add new price list items to your price list.
- ☐ **Update Price List Wizard**  
Update existing records in your price lists.
- ☐ **Copy Price List Wizard**  
Copy existing price list to your other products.
- ☐ **Remove Price List Wizard**  
Remove existing records from your price lists.
- ☐ **Import Price List Wizard**  
Import or update product price list from a flat file.
- ☐ **Export Price List Wizard**  
Export product price list to a flat file.

Cancel Back Next



# Price List Utilities

- Written in Silverlight it seamlessly integrates with the latest version of the Microsoft Dynamics CRM 2011.
- Packaged as managed solution is fully compatible with all types of the deployment (on-premises, live).
- No client or server side installation needed. This product is licensed per organization.
- Demo version is fully functional, but allows only five records to be processed.



## **Add Price List Wizard**



**Choose a wizard to complete.**

Select the price list procedure to complete.



- ☒ **Add Price List Wizard**  
Add new price list items to your price list.
- ☐ **Update Price List Wizard**  
Update existing records in your price lists.
- ☐ **Copy Price List Wizard**  
Copy existing price list to your other products.
- ☐ **Remove Price List Wizard**  
Remove existing records from your price lists.
- ☐ **Import Price List Wizard**  
Import or update product price list from a flat file.
- ☐ **Export Price List Wizard**  
Export product price list to a flat file.

Cancel

Back

Next

Select the price list  
procedure you wish  
to complete.  
Appropriate wizard  
will guide you  
through the  
procedure.





### Select a price list and restrictions.

Price list items can only be added to products which share the same unit group.



Price List\*

 [2011 Gold](#) 

Unit Group\*

 [Each](#) 

First Product ID

 [Raw Material 001](#) 

Last Product ID

 [Raw Material 006](#) 

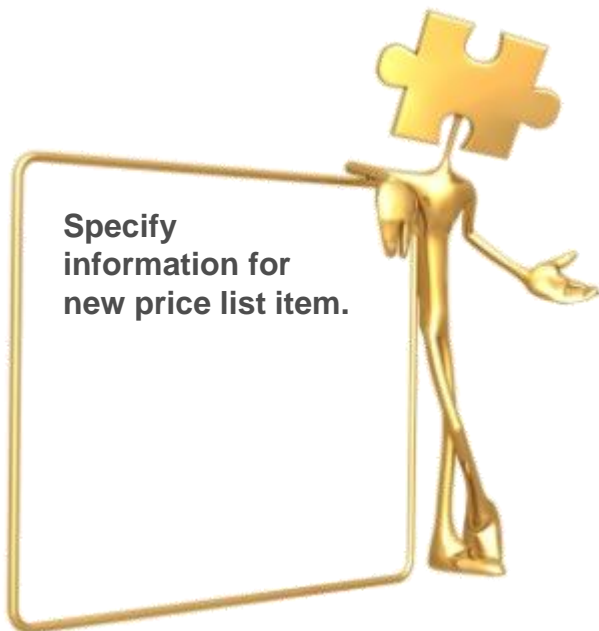
Cancel

Back

Next

Select a price list  
you wish to update  
by adding new price  
list items. Specify  
product range.





Specify  
information for  
new price list item.

### Specify pricing details.

Specify unit of measure, quantity selling options and pricing method.



Unit*	<input type="text" value="Each"/>	
Discount List	<input type="text"/>	
Quantity Selling Option*	<input type="text" value="No Control"/>	
Pricing Method*	<input type="text" value="Currency Amount"/>	
Amount*	<input type="text" value="250.00"/>	
Currency	<input type="text" value="Pound Sterling"/>	

Cancel

Back

Next



### Specify rounding details.

Specify rounding policy and options.



Rounding Policy	<input type="text" value="None"/>
Rounding Option	<input type="text"/>
Rounding Amount	<input type="text" value="0.00"/>

Cancel

Back

Next

**Specify rounding details.**

**This screen is not available if you have specified Currency Amount as Pricing Method.**





**Preview the records to be added.**

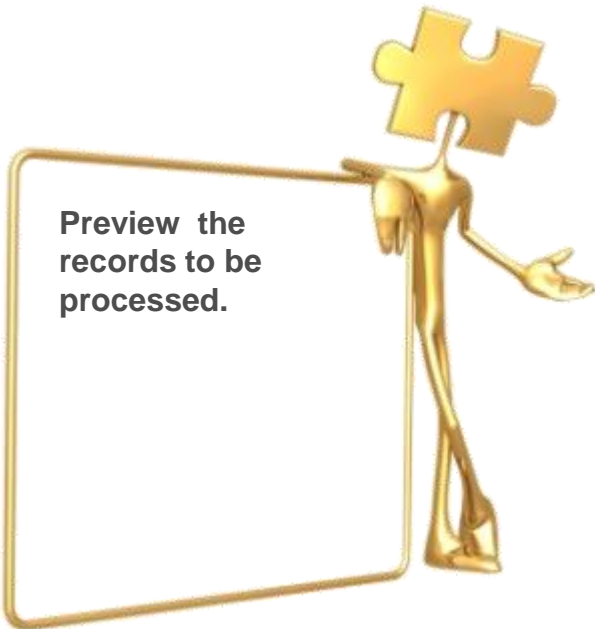
Preview the records to be processed and verify your selections.



☒ Select All ☐ Select None

Product	Price List	Unit
<input checked="" type="checkbox"/> Raw Material 001	2011 Gold	Each
<input checked="" type="checkbox"/> Raw Material 002	2011 Gold	Each
<input checked="" type="checkbox"/> Raw Material 003	2011 Gold	Each
<input checked="" type="checkbox"/> Raw Material 004	2011 Gold	Each
<input checked="" type="checkbox"/> Raw Material 005	2011 Gold	Each
<input checked="" type="checkbox"/> Raw Material 006	2011 Gold	Each

Preview the  
records to be  
processed.



Cancel

Back

Next



### Review settings.

Verify the settings and click Next if you are ready to start processing.



Property	Value
Action	Add Price List
Price List	2011 Gold
Unit Group	Each
Price List Items	Raw Material 001 : Raw Material 006
Selected Price List Items	6
Unit	Each
Discount List	Not specified
Quantity Selling Option	No Control
Pricing Method	Currency Amount
Amount	250.00000

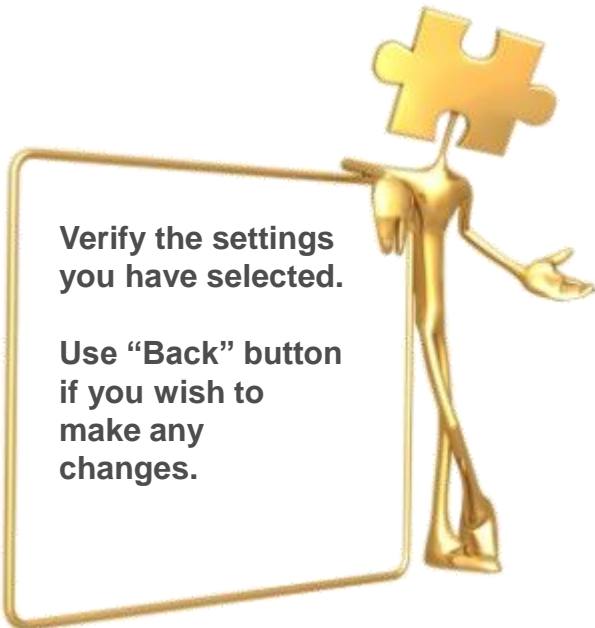
Cancel

Back

Next

Verify the settings  
you have selected.

Use “Back” button  
if you wish to  
make any  
changes.






### Processing.

Wizard is currently processing your data. It may take several minutes to complete.



Processing



Product Name: Raw Material 005  
Price List: 2011 Gold  
Unit: Each

Added: 5

Skipped: 0

Errors: 0

Cancel



Back

Next

Wizard will start processing.

Use “Show Report” to see details in case there were any errors.






If you want to run  
another wizard you  
can run Price List  
Utilities again.

## Completed the Price List Utilities Wizard

If you want to add, copy, update, remove or import additional price lists, please run the wizard once again.

If you have any comments or suggestions, do not hesitate to contact us. Thank you for using the Price List Utilities Wizard.



Run Wizard Again

<http://www.dynamics-pros.com>

Finish



## **Update Price List Wizard**



Let's see how you  
can update existing  
records in your  
price list.

### Choose a wizard to complete.

Select the price list procedure to complete.

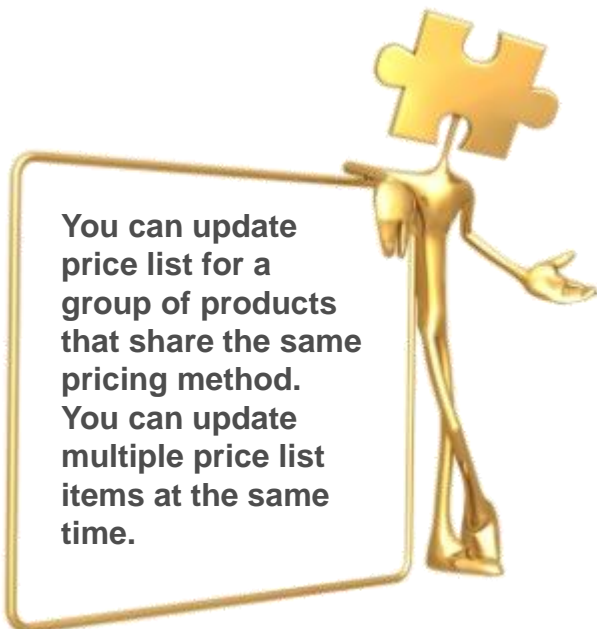


- ☐ **Add Price List Wizard**  
Add new price list items to your price list.
- ☒ **Update Price List Wizard**  
Update existing records in your price lists.
- ☐ **Copy Price List Wizard**  
Copy existing price list to your other products.
- ☐ **Remove Price List Wizard**  
Remove existing records from your price lists.
- ☐ **Import Price List Wizard**  
Import or update product price list from a flat file.
- ☐ **Export Price List Wizard**  
Export product price list to a flat file.

Cancel

Back

Next





You can update price list for a group of products that share the same pricing method. You can update multiple price list items at the same time.



**Enter restrictions.**  
You can update price lists for a group of products that share a common price method.

Price List

From



 [2011 Gold](#) 

To



 [2011 Gold](#) 

Product


From

 [Finish Product 001](#) 

To

 [Raw Material 006](#) 

Pricing Method\*

[Currency Amount](#) 

Cancel

Back

Next



### Specify update details.

Indicate how the price list information should be updated.



Update By:

☒ Percentage

☐ Fixed

Example:

Current Price = \$120

Update by Percentage

Amount = 10%

New Price =  $\$120 + (10\% * \$120) = \$132$

Amount (%)\*

20.00000



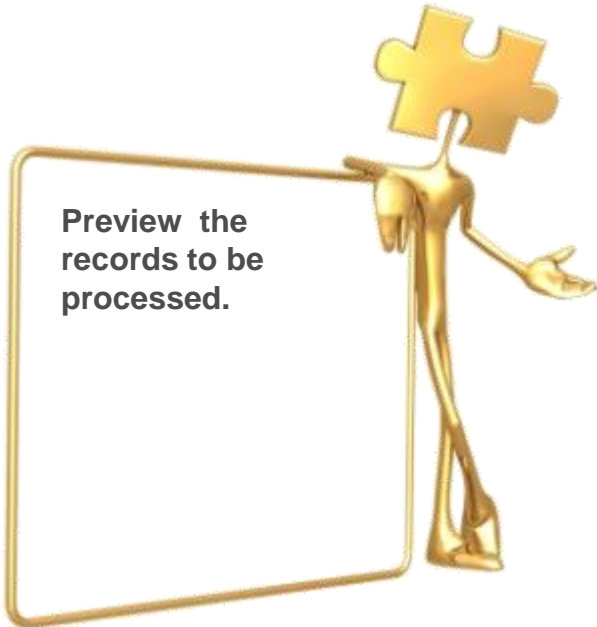
Indicate how the  
price list  
information should  
be updated.



Cancel


Back

Next



Preview the records to be processed.

**Preview the records to be updated.**  
Preview the records to be processed and verify your selections.



☒ Select All   ☐ Select None

	Product	Price List	Unit	Current	Updated
<input checked="" type="checkbox"/>	Raw Material 001	2011 Gold	Each	250.00	300.00
<input checked="" type="checkbox"/>	Raw Material 002	2011 Gold	Each	250.00	300.00
<input checked="" type="checkbox"/>	Raw Material 003	2011 Gold	Each	250.00	300.00
<input checked="" type="checkbox"/>	Raw Material 004	2011 Gold	Each	250.00	300.00
<input checked="" type="checkbox"/>	Raw Material 005	2011 Gold	Each	250.00	300.00
<input checked="" type="checkbox"/>	Raw Material 006	2011 Gold	Each	250.00	300.00
<input checked="" type="checkbox"/>	Finish Product 001	2011 Gold	Each	1250.00	1500.00
<input checked="" type="checkbox"/>	Finish Product 002	2011 Gold	Each	1250.00	1500.00
<input checked="" type="checkbox"/>	Finish Product 003	2011 Gold	Each	1250.00	1500.00
<input checked="" type="checkbox"/>	Finish Product 004	2011 Gold	Each	1250.00	1500.00
<input checked="" type="checkbox"/>	Finish Product 005	2011 Gold	Each	1250.00	1500.00

Cancel

Back

Next



### Review settings.

Verify the settings and click Next if you are ready to start processing.



Property	Value
Action	Update Price List
Price List Items	Finish Product 001 : Raw Material 006
Selected Price List Items	11
Price Lists	2011 Gold : 2011 Gold
Update Mode	Percentage
Update Amount	20.00000


Cancel

Back

Next

Verify the settings  
you have selected.

Use “Back” button  
if you wish to  
make any  
changes.






### Processing.

Wizard is currently processing your data. It may take several minutes to complete.



Processing



Product Name: Raw Material 004  
Price List: 2011 Gold  
Unit: Each

Updated: 4  
Skipped: 0  
Errors: 0

Cancel


Back

Next

Wizard will start processing.

If there were any errors Use "Show Report" to see details.






If you want to run  
another wizard you  
can run Price List  
Utilities again.



## Completed the Price List Utilities Wizard

If you want to add, copy, update, remove or import additional price lists, please run the wizard once again.

If you have any comments or suggestions, do not hesitate to contact us. Thank you for using the Price List Utilities Wizard.



Run Wizard Again

<http://www.dynamics-pros.com>

Finish



## **Copy Price List Wizard**



**Choose a wizard to complete.**

Select the price list procedure to complete.



- ☐ **Add Price List Wizard**  
Add new price list items to your price list.
- ☐ **Update Price List Wizard**  
Update existing records in your price lists.
- ☒ **Copy Price List Wizard**  
Copy existing price list to your other products.
- ☐ **Remove Price List Wizard**  
Remove existing records from your price lists.
- ☐ **Import Price List Wizard**  
Import or update product price list from a flat file.
- ☐ **Export Price List Wizard**  
Export product price list to a flat file.

Cancel

Back

Next

Let's see how you  
can copy existing  
price list from a  
source product to a  
range of similar  
products.





### Select a source product and restrictions.

Select a source product with the price list that you want to copy to other products.



Copy From (source)

☒ Product Price Lists

☐ Price List

Product\*

 IV001



Copy To (destination)

First Product ID



Last Product ID



Cancel

Back

Next

Select how you  
want to copy  
information.

You can copy price  
list items:

- from one Price  
List to another
- from one Product  
to other





### Select a source product and restrictions.

Select a source product with the price list that you want to copy to other products.



#### Copy From (source)

☐ Product Price Lists

☒ Price List

Price List\*

 2013 Customers



#### Copy To (destination)

Target Price List\*

 2013 Partners



First Product ID



Last Product ID



Cancel

Back

Next

Select a source  
Price List

Specify products  
you want to copy  
price information  
to.





**Preview the records to be copied.**

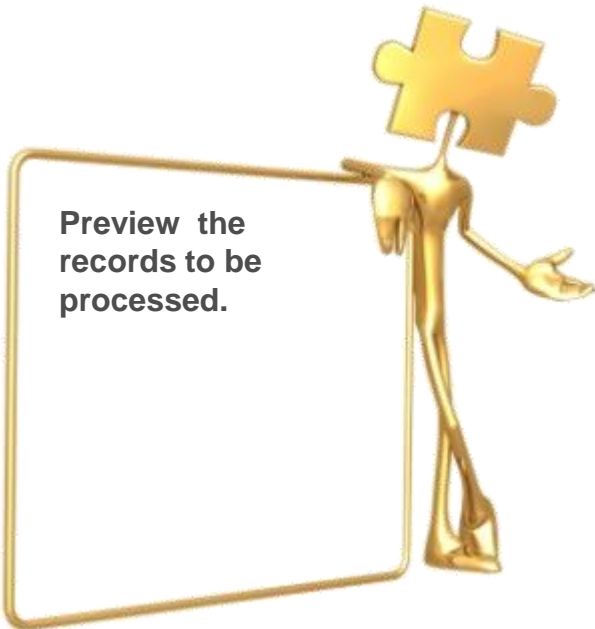
Preview the records to be processed and verify your selections.



☒ Select All ☐ Select None

	Product	Price List	Unit
<input checked="" type="checkbox"/>	Finish Product 002	2011 Gold	Each
<input checked="" type="checkbox"/>	Finish Product 003	2011 Gold	Each
<input checked="" type="checkbox"/>	Finish Product 004	2011 Gold	Each
<input checked="" type="checkbox"/>	Finish Product 005	2011 Gold	Each

Preview the  
records to be  
processed.



Cancel

Back

Next



### Review settings.

Verify the settings and click Next if you are ready to start processing.



Property	Value
Action	Copy Price List
Source Product	Finish Product 001
Unit Group	Each
Price List Items	Finish Product 002 : Finish Product 005
Selected Price List Items	4


Cancel

Back

Next

Verify the settings  
you have selected.

Use “Back” button  
if you wish to  
make any  
changes.






### Processing.

Wizard is currently processing your data. It may take several minutes to complete.



Processing



Product Name: Finish Product 004  
Price List: 2010 Gold  
Unit: Each

Copied: 3  
Skipped: 0  
Errors: 0

Cancel


Back

Next

Wizard will start processing.

If there were any errors Use "Show Report" to see details.






If you want to run  
another wizard you  
can run Price List  
Utilities again.



## Completed the Price List Utilities Wizard

If you want to add, copy, update, remove or import additional price lists, please run the wizard once again.

If you have any comments or suggestions, do not hesitate to contact us. Thank you for using the Price List Utilities Wizard.



Run Wizard Again

<http://www.dynamics-pros.com>

Finish



## **Remove Price List Wizard**



Let's see how you  
can remove  
existing price list  
records.

**Choose a wizard to complete.**

Select the price list procedure to complete.



- ☐ **Add Price List Wizard**  
Add new price list items to your price list.
- ☐ **Update Price List Wizard**  
Update existing records in your price lists.
- ☐ **Copy Price List Wizard**  
Copy existing price list to your other products.
- ☒ **Remove Price List Wizard**  
Remove existing records from your price lists.
- ☐ **Import Price List Wizard**  
Import or update product price list from a flat file.
- ☐ **Export Price List Wizard**  
Export product price list to a flat file.

Cancel

Back

Next



### Enter restrictions.

You can update price lists for a group of products that share a common price method.





#### Price List

From



 [2011 Gold](#) 

To



 [2011 Gold](#) 

#### Product


From

 [Finish Product 001](#) 

To

 [Raw Material 006](#) 

Pricing Method\*

Currency Amount 

Cancel

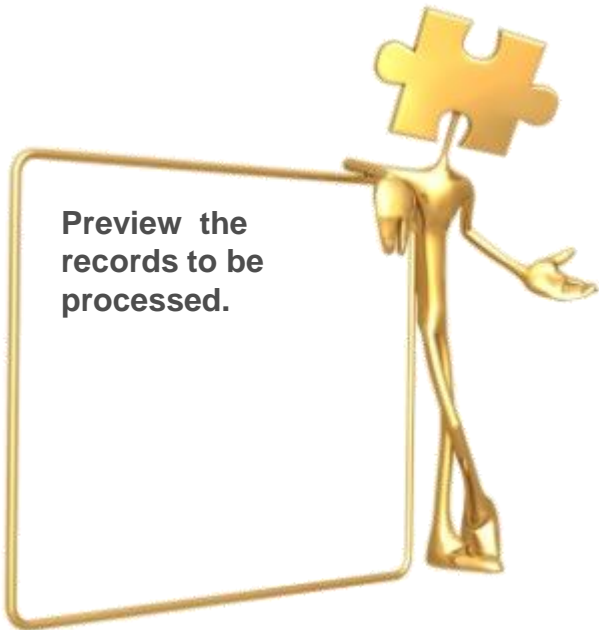
Back

Next

Enter restrictions  
to limit price list  
items that will be  
removed.


Use Price List or  
Products as  
ranges.





Preview the records to be processed.

**Preview the records to be removed.**  
Preview the records to be processed and verify your selections.



☒ Select All   ☐ Select None

Product	Price List	Unit
<input checked="" type="checkbox"/> Finish Product 001	2010 Gold	Each
<input checked="" type="checkbox"/> Finish Product 002	2010 Gold	Each
<input checked="" type="checkbox"/> Finish Product 003	2010 Gold	Each

Cancel

Back

Next



### Review settings.

Verify the settings and click Next if you are ready to start processing.



Property	Value
Action	Remove Price List
Price List Items	Finish Product 001 : Finish Product 003
Selected Price List Items	3
Price Lists	2010 Gold : 2010 Gold


Cancel

Back

Next

Verify the settings  
you have selected.

Use “Back” button  
if you wish to  
make any  
changes.





### Processing.

Wizard is currently processing your data. It may take several minutes to complete.



**Processing complete**

Removed:	3
Skipped:	0
Errors:	0

Cancel



Back

Next

Wizard will start processing.

If there were any errors Use "Show Report" to see details.






If you want to run  
another wizard you  
can run Price List  
Utilities again.

## Completed the Price List Utilities Wizard

If you want to add, copy, update, remove or import additional price lists, please run the wizard once again.

If you have any comments or suggestions, do not hesitate to contact us. Thank you for using the Price List Utilities Wizard.



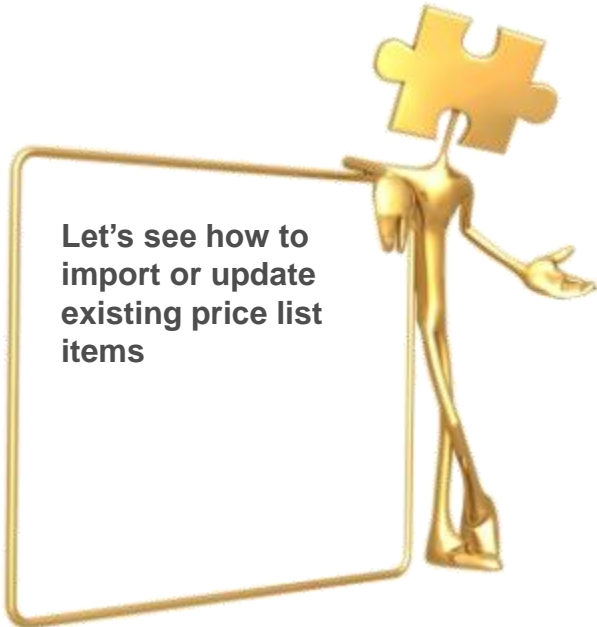
Run Wizard Again

<http://www.dynamics-pros.com>

Finish



# **Import Price List Wizard**



Let's see how to  
import or update  
existing price list  
items

**Choose a wizard to complete.**

Select the price list procedure to complete.



- ☐ **Add Price List Wizard**  
Add new price list items to your price list.
- ☐ **Update Price List Wizard**  
Update existing records in your price lists.
- ☐ **Copy Price List Wizard**  
Copy existing price list to your other products.
- ☐ **Remove Price List Wizard**  
Remove existing records from your price lists.
- ☒ **Import Price List Wizard**  
Import or update product price list from a flat file.
- ☐ **Export Price List Wizard**  
Export product price list to a flat file.

Cancel

Back

Next



Select a file that contains price list items to import or update.

**Select an input file.**  
Select a file that contains price lists to import from and specify its format.

Source File

DPS\_PriceList Items.csv

Browse...

Field Separator

Comma (,)

Field Data Delimiter

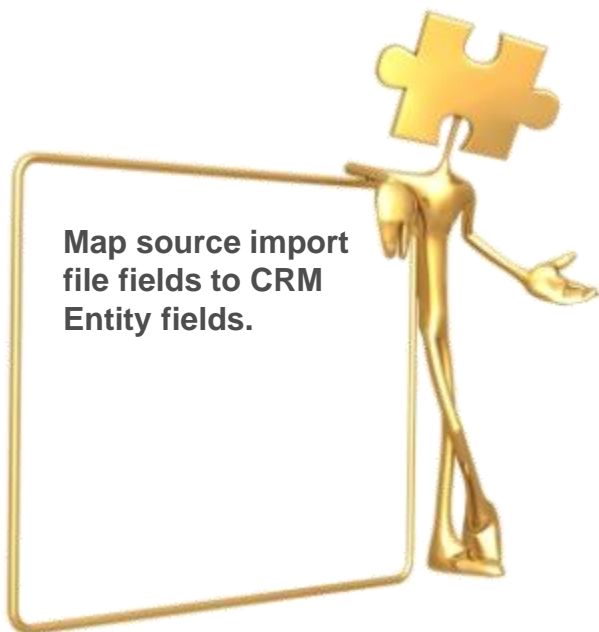
Double Quote (")

☒ First row contains column headings

Cancel


Back

Next



Map source import  
file fields to CRM  
Entity fields.

**Map fields.**  
Map source import file fields to CRM Entity fields.



Import	Target	Source		
<input checked="" type="checkbox"/>	Amount	Amount	500	
<input type="checkbox"/>	Discount List			
<input checked="" type="checkbox"/>	Percentage	Percentage		
<input checked="" type="checkbox"/>	Price List	Price List	Standard Customers Pricelist	
<input checked="" type="checkbox"/>	Pricing Method	Pricing method	Amount	
<input checked="" type="checkbox"/>	Product	Product	Raw Material 001	
<input type="checkbox"/>	Quantity Selling Option			
<input type="checkbox"/>	Rounding Amount			
<input type="checkbox"/>	Rounding Option			
<input type="checkbox"/>	Rounding Policy			
<input checked="" type="checkbox"/>	Unit	Unit	Each	

Cancel

Back


Next



### Input file validation.

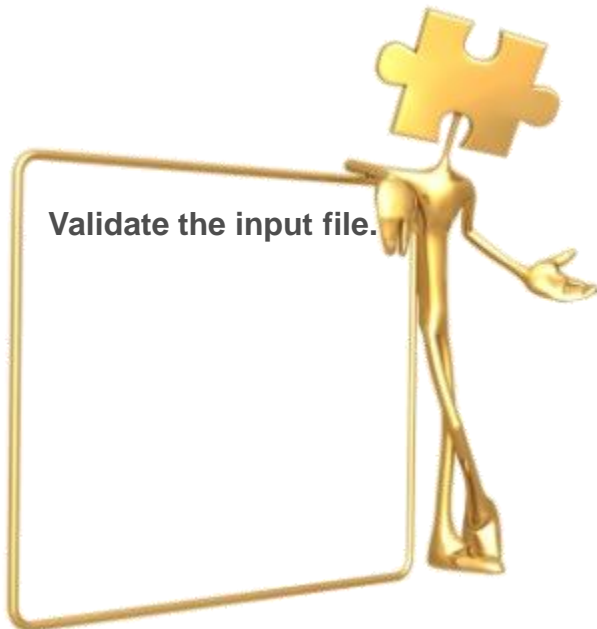
Input file needs to be validated. Click 'Verify' to start validation process.



 Verify

Amount	Percentage	Price List	Pricing Method	Product	Unit	
★ 500		Standard C	Currency Amount	Raw Mate	Each	New record will be created.
★ 500		Standard C	Currency Amount	Raw Mate	Each	New record will be created.
★ 500		Standard C	Currency Amount	Raw Mate	Each	New record will be created.
★ 500		Standard C	Currency Amount	Raw Mate	Each	New record will be created.
★ 500		Standard C	Currency Amount	Raw Mate	Each	New record will be created.
★ 500		Standard C	Currency Amount	Raw Mate	Each	New record will be created.

Validate the input file.





## Price List Wizard

### Review settings.

Verify the settings and click Next if you are ready to start processing.



Property	Value
Action	Import Price Lists
Price List Items to Import	16

Verify settings you have selected.

Use "Back" button if you wish to make any changes

Cancel

« Back

Next »

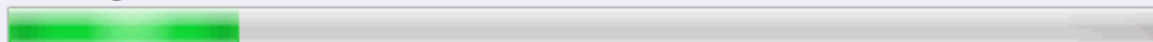


### Processing.

Wizard is currently processing your data. It may take several minutes to complete.



Processing



Product Name: Raw Material 001  
Price List: Standard Customers Pricelist  
Unit: Each

Processed: 1  
Skipped: 0  
Errors: 0

Cancel

Back

Next



### Processing.

Wizard is currently processing your data. It may take several minutes to complete.



### Processing complete

Processed: 5  
Skipped: 0  
Errors: 0


Cancel

Back

Next

Wizard will start  
processing.






If you want to run  
another wizard you  
can run Price List  
Utilities again.



## Completed the Price List Utilities Wizard

If you want to add, copy, update, remove or import additional price lists, please run the wizard once again.

If you have any comments or suggestions, do not hesitate to contact us. Thank you for using the Price List Utilities Wizard.



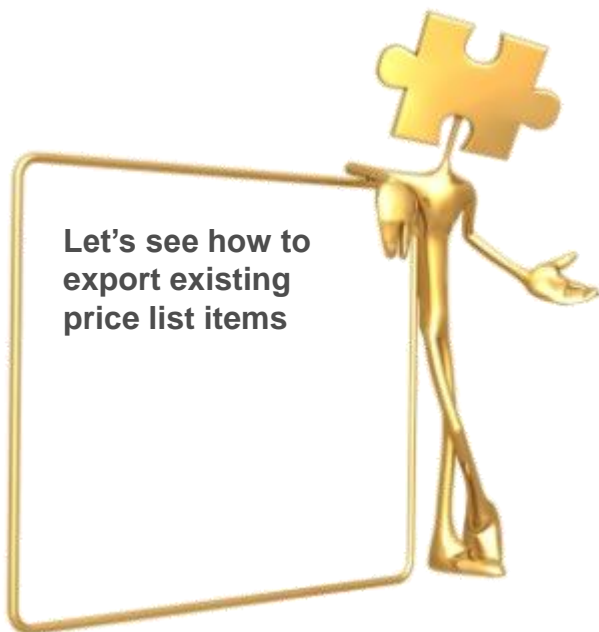
Run Wizard Again

<http://www.dynamics-pros.com>

Finish



# **Export Price List Wizard**



Let's see how to  
export existing  
price list items

**Choose a wizard to complete.**

Select the price list procedure to complete.



- ☐ **Add Price List Wizard**  
Add new price list items to your price list.
- ☐ **Update Price List Wizard**  
Update existing records in your price lists.
- ☐ **Copy Price List Wizard**  
Copy existing price list to your other products.
- ☐ **Remove Price List Wizard**  
Remove existing records from your price lists.
- ☐ **Import Price List Wizard**  
Import or update product price list from a flat file.
- ☒ **Export Price List Wizard**  
Export product price list to a flat file.

Cancel

Back

Next




Select how you  
want to identify  
records to export  
(by Price List or by  
Product)


**Specify export range.**  
Select products and/or price lists to export.

Export


☒ by Price List☐ by Product

Price List\*


 2013 Customers



First Product ID



Last Product ID



Cancel

Back

Next



**Specify export file.**  
Select export file and file format.

Export File: Export - PartnersPriceList.txt Browse...

Field Separator: Comma (,)  
Comma (,)  
Tab (\t)

Cancel Back Next

Select location  
and format for the  
export file





### Review settings.

Verify the settings and click Next if you are ready to start processing.



Property	Value
Action	Export Price Lists
Product	AS064-6061
Price List Items	Range not specified
File name	Export1.txt
Field Separator	Comma (,)

Cancel

Back

Next

Verify settings you have selected.

Use “Back” button if you wish to make any changes





**Processing.**

Wizard is currently processing your data. It may take several minutes to complete.

Processing

Exported: 475  
Skipped: 0  
Errors: 0

Cancel Back Next



### Processing.

Wizard is currently processing your data. It may take several minutes to complete.



**Processing complete**

Exported: 475  
Skipped: 0  
Errors: 0


Cancel

Back

Next

Wizard will start  
processing.






If you want to run  
another wizard you  
can run Price List  
Utilities again.



## Completed the Price List Utilities Wizard

If you want to add, copy, update, remove or import additional price lists, please run the wizard once again.

If you have any comments or suggestions, do not hesitate to contact us. Thank you for using the Price List Utilities Wizard.



Run Wizard Again

<http://www.dynamics-pros.com>

Finish



# Price List Utilities

- With its intuitive wizard driven interface you will be able to:
  - add new price lists to multiple products
  - update pricing information globally (by percentage or fixed amount)
  - copy price lists from one product to multiple products
  - remove price lists
  - import or update price lists from a flat file
  - export price list to a file which can be used later as a source for import



[www.dynamics-pros.com](http://www.dynamics-pros.com)

---