



**Installation and Configuration Manual**

# **Price List Utilities**

for Microsoft Dynamics CRM 2011

**Copyright**

Copyright © 2013 Dynamics Professional Solutions. All rights reserved. Complying with all applicable copyright laws is the responsibility of the user. Without limiting the rights under copyright, no part of this document may be reproduced, stored in or introduced into a retrieval system, or transmitted in any form or by any means (electronic, mechanical, photocopying, recording, or otherwise), or for any purpose, without the express written permission of Dynamics Professional Solutions.

**Warranty disclaimer**

Dynamics Professional Solutions disclaims any warranty regarding the sample code contained in this documentation, including the warranties of merchantability and fitness for a particular purpose

**Limitation of liability**

The content of this document is furnished for informational use only, is subject to change without notice, and should not be construed as any type of commitment by Dynamics Professional Solutions. Dynamics Professional Solutions assumes no responsibility or liability for any errors or inaccuracies that may appear in this manual.

**License agreement**

END USER SOFTWARE LICENSE AGREEMENT - PLEASE READ THIS AGREEMENT CAREFULLY

By installing, copying or otherwise using the SOFTWARE, you agree to be bound by the terms of this EULA. If you do not agree to the terms of this EULA, the LICENSOR is unwilling to license the SOFTWARE to you. In such event, you may not use or copy the SOFTWARE, and you should promptly contact the LICENSOR for instructions on return of the product.

THIS IS A LICENSE AGREEMENT ("AGREEMENT") BETWEEN DYNAMICS PROFESSIONAL SOLUTIONS LTD ("LICENSOR"), AND YOU ("LICENSEE" OR "YOU") FOR USE OF THE ACCOMPANYING SOFTWARE AND USER DOCUMENTATION (THE "SOFTWARE"). LICENSOR IS WILLING TO GRANT YOU THE LICENSE TO USE THE SOFTWARE ACCORDING ONLY ON THE CONDITION THAT YOU ACCEPTS ALL TERMS IN THIS AGREEMENT.

The SOFTWARE includes computer software, the associated media, any printed materials, and any "online" or electronic documentation.

1. COPYRIGHT. The Software is protected by copyright laws and international copyright treaties, as well as other intellectual property laws and treaties. All title and copyrights in and to the Software and any printed or electronic materials accompanying the Software are owned by the Licensor or its suppliers.
2. GRANT OF LICENSE. This EULA grants you the following rights: Software Installation and Use.
3. RESTRICTIONS. You may not delete or obscure any copyright, trademark or other proprietary notice on the Software or accompanying printed materials. You may not decompile, modify, reverse engineer, disassemble or otherwise reproduce the Software. You may not copy, rent, lease, sublicense, distribute, publicly display the Software, create derivative works based on the Software or otherwise

commercially exploit the Software. You may not "hack," "crack," or otherwise attempt to circumvent any copy protection, access control, or license-enforcement mechanisms associated with or related to the Software. You may not electronically transmit the Software from one computer, console or other platform to another or over a network. You may not use any backup or archival copy of the Software for any purpose other than to replace the original copy in the event it's destroyed or becomes defective.

4. TERMINATION. This Agreement is effective until terminated. You may terminate this Agreement at any time by destroying the Software. This Agreement will terminate automatically without notice from Licensor if you fail to comply with any provision of this Agreement. Upon notice of termination, you agree to promptly destroy all of your copies of the Software. All provisions of this Agreement as to warranties, limitation of liability, remedies and damages will survive termination.

5. LIMITED WARRANTY

THIS SOFTWARE IS LICENSED "AS IS." THE COMPANY MAKES NO WARRANTIES, EXPRESSED OR IMPLIED, INCLUDING WITHOUT LIMITATION THE IMPLIED WARRANTIES OF MERCHANTABILITY OF FITNESS FOR A PARTICULAR PURPOSE, REGARDING THE SOFTWARE. THE COMPANY DOES NOT WARRANT, GUARANTEE OR MAKE ANY REPRESENTATIONS REGARDING THE USE OR THE RESULTS OF THE USE OF THE SOFTWARE IN TERMS OF ITS CORRECTNESS, ACCURACY, RELIABILITY, CURRENTNESS OR OTHERWISE. THE ENTIRE RISK AS TO RESULTS AND PERFORMANCE OF THE SOFTWARE, AND ITS INTERACTION WITH OTHER EQUIPMENT OR SOFTWARE OWNED OR USED BY YOU, IS ASSUMED BY YOU. SOME TERRITORIES DO NOT PERMIT THE EXCLUSION OF IMPLIED WARRANTIES. THE ABOVE EXCLUSION MAY NOT APPLY TO YOU.

IN NO EVENT WILL THE COMPANY, AND ITS DIRECTORS, OFFICERS OR AGENTS (COLLECTIVELY THE COMPANY) BE LIABLE TO YOU FOR ANY CONSEQUENTIAL, INCIDENTAL OR INDIRECT DAMAGES (INCLUDING DAMAGES FOR LOSS OF BUSINESS PROFITS, BUSINESS INTERRUPTION, LOSS OF BUSINESS INFORMATION, AND THE LIKE) ARISING OUT OF THE USE OR THE INABILITY TO USE THE SOFTWARE EVEN IF THE COMPANY INC. HAS BEEN ADVISED OF THE POSSIBILITY OF SUCH DAMAGES. BECAUSE SOME STATES DO NOT ALLOW THE EXCLUSION OR LIMITATION OF LIABILITY FOR CONSEQUENTIAL DAMAGES, THE ABOVE LIMITATIONS MAY NOT APPLY TO YOU.

Copyright (c) 2006-2013 Dynamics Professional Solutions Ltd. All Rights Reserved.

## **Table of Contents**

---

Table of Contents .....	4
What's in this manual .....	5
Introduction .....	6
Price List Utilities Overview .....	6
Product Licensing .....	6
Compatibility .....	6
Installation Instruction.....	7
System Requirements.....	7
Installation .....	8
Post Installation Configuration .....	11
Uninstall.....	12
Support .....	13

## ***What's in this manual***

---

This manual provides guidelines for installing and configuring the Price List Utilities add-on for Microsoft Dynamics CRM 2011. It specifies system requirements, contains step-by-step installation guide, gives tips on troubleshooting and describes post installation configuration procedures.

The manual is divided into the following sections:

➤ **Introduction**

In this chapter you can find basic information about Price List Utilities, its licensing and compatibility with Microsoft Dynamics CRM.

➤ **Installation**

In this chapter you can find information about system requirements, how to install and uninstall Price List Utilities. It also contains information about post installation configuration procedures.

## ***Introduction***

---

This section contains a list of the supported databases and operating environments for Price List Utilities module, as well as the recommended system requirements for servers and client computers.

### **Price List Utilities Overview**

---

Price List Utilities is an add-on application specially designed for Microsoft Dynamics CRM. With its intuitive wizard driven interface you will be able to:

- add new price lists to multiple products
- update pricing information globally (by percentage or fixed amount)
- copy price lists from one product to multiple products or from selected price list to another price list
- remove price lists
- import or update price lists from a file
- export price list to a file which can be used later as a source for import

And all of it requires just few simple steps, available directly from Microsoft Dynamics CRM interface.

Written in Silverlight it seamlessly integrates with the latest version of the Microsoft Dynamics CRM 2011. Packaged as managed solution is fully compatible with all types of the deployment (on-premises, live). No client or server side installation needed. This product is licensed per organization.

### **Product Licensing**

---

#### **Demo Licenses**

Price List Utilities is licensed per Organization. Demo version is fully functional, but allows only five records to be processed. There are no evaluation licenses for this product.

#### **Compatibility**

---

Price List Utilities is compatible with Microsoft Dynamics CRM version 2011, and all installation types (on-premises live, etc).

## ***Installation Instruction***

---

In this chapter you can find information about system requirements, how to install and uninstall Price List Utilities on your Microsoft Dynamics CRM server. It also contains information about post installation configuration procedures.

### **System Requirements**

---

This chapter contains a list of the supported databases and operating systems, as well as components that must be installed on a server before you can start Price List Utilities installation process.

➤ **Supported client operating systems**

Windows 8  
Windows 7  
Windows Vista  
Microsoft Windows XP SP3

➤ **Supported browsers\***

Internet Explorer 8.0 or newer (Windows)  
Latest version of Chrome (Windows)  
Latest version of Firefox (Windows)  
Latest version of Safari (Mac OSX)

*\*) Make sure you that have disabled popup blocker in your browser for the CRM domain (please refer to your browser documentation).*

➤ **Required components**

Silverlight 4.0 (it should install automatically, but can be also installed manually from <http://www.microsoft.com/getsilverlight>).

## Installation

---

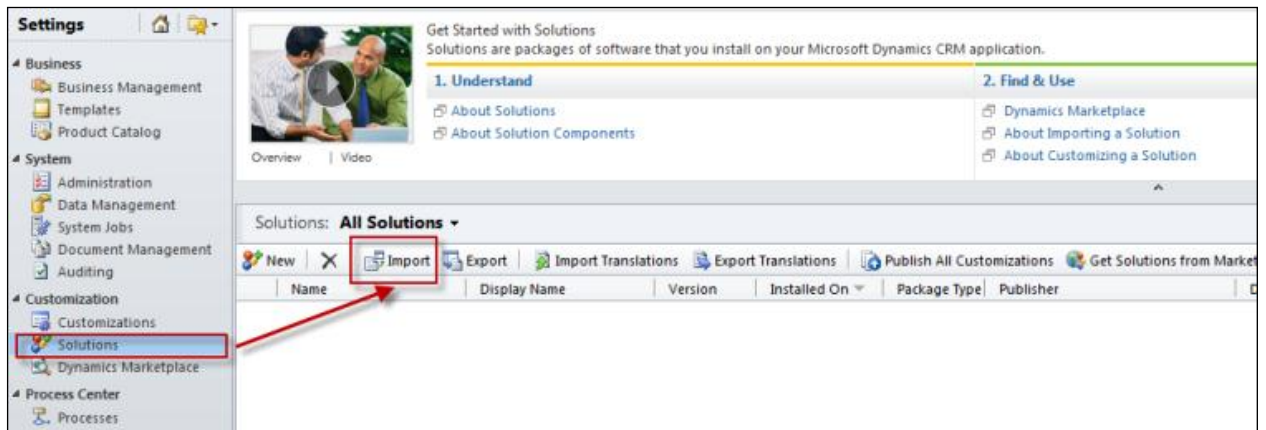
To use Price List Utilities no client or server side installation is needed. Product is packaged as managed solution so you only need to import two compressed (zip) files into your Dynamics CRM deployment. You must have administrator privileges in the Dynamics CRM in order to install this solution.

### 1. Obtain required files

- a. Go to <http://downloads.dynamics-pros.com>
- b. Click on "Download trial versions of our products link" (login will be required) and download the latest version of the Price List Utilities 2011 (PriceListUtilities\_2011.zip).
- c. Unzip PriceListUtilities\_2011.zip. It contains two more zip files (these are the files that you will be importing into Dynamics CRM 2011):
  - i. Shared\_5.0.xxxx.x.zip (import first)
  - ii. PriceListUtilities\_5.0.xxxxx.x.zip (import second)

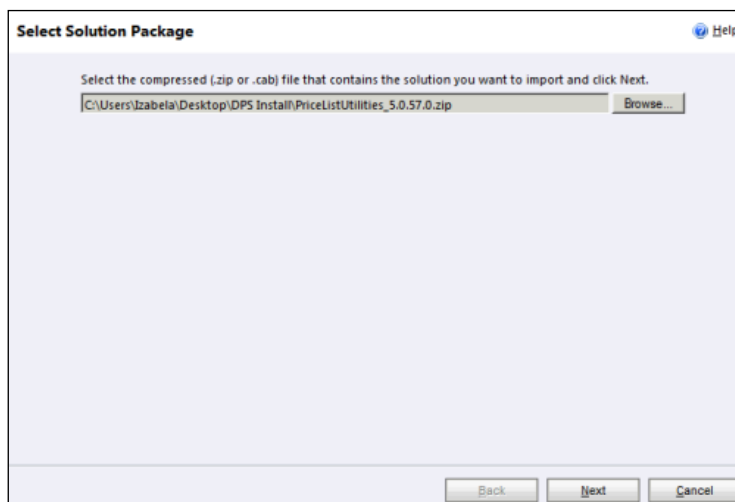
### 2. Import managed solution

- a. Login to your Dynamics CRM and go to Solutions in the Settings Area. Click "Import" option in the toolbar.

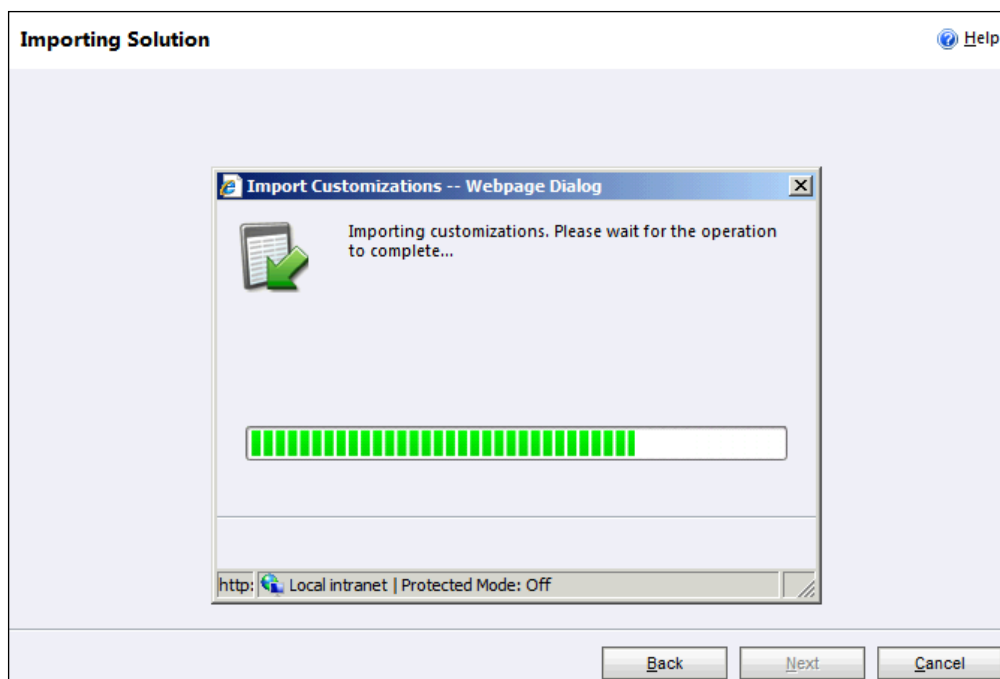




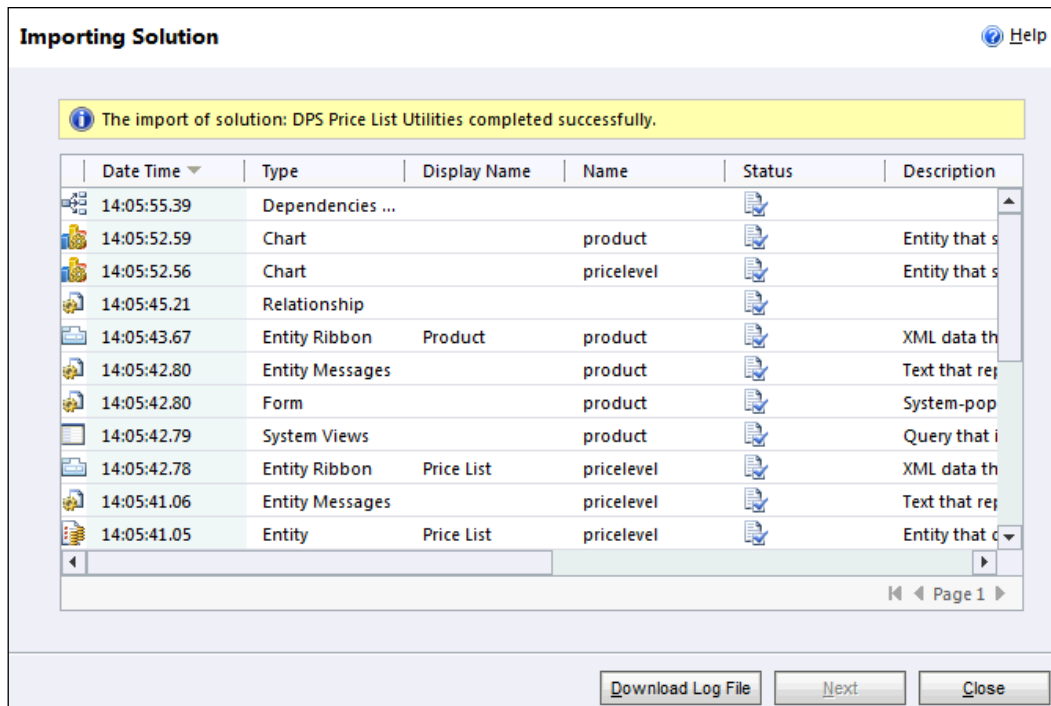
- b. In the Select Solution Package screen select the **Shared\_5.0.xxxx.x.zip** file you have downloaded in the previous step. Click "Next".



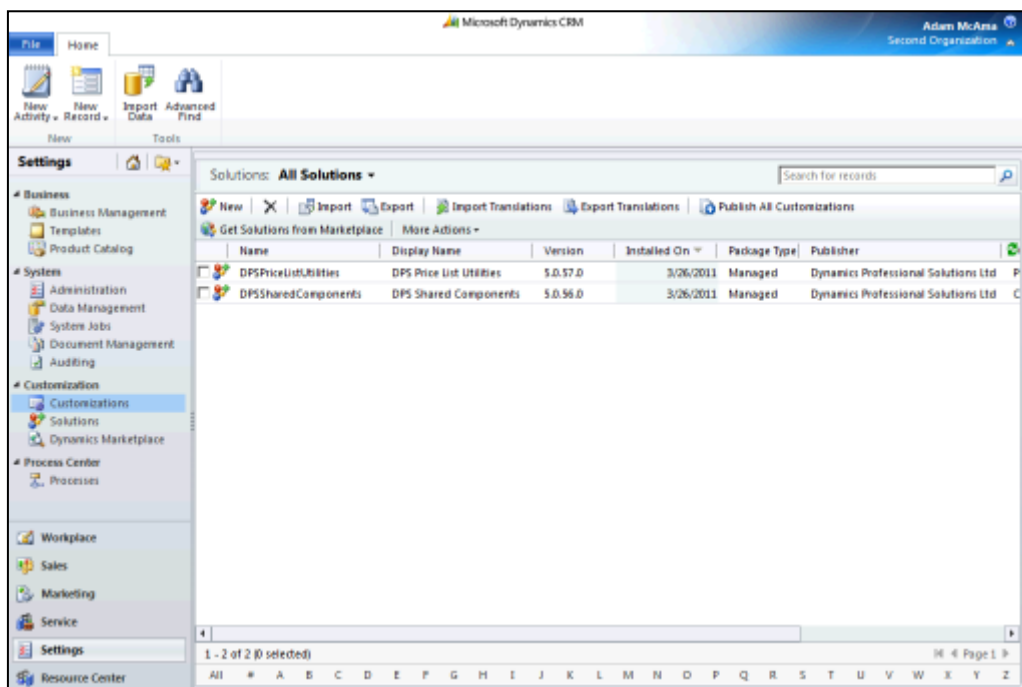
- c. Importing Solution screen will open and progress can be monitored. It may take some time to complete the import.



- d. When system finishes review that process was completed successfully. At this point you can also download a log file.



- e. Repeat above steps and import **PriceListUtilities\_5.0.xxxxx.x.zip** file.
- f. After that step you should have two managed solutions from Dynamics Professional Solutions Ltd publisher.



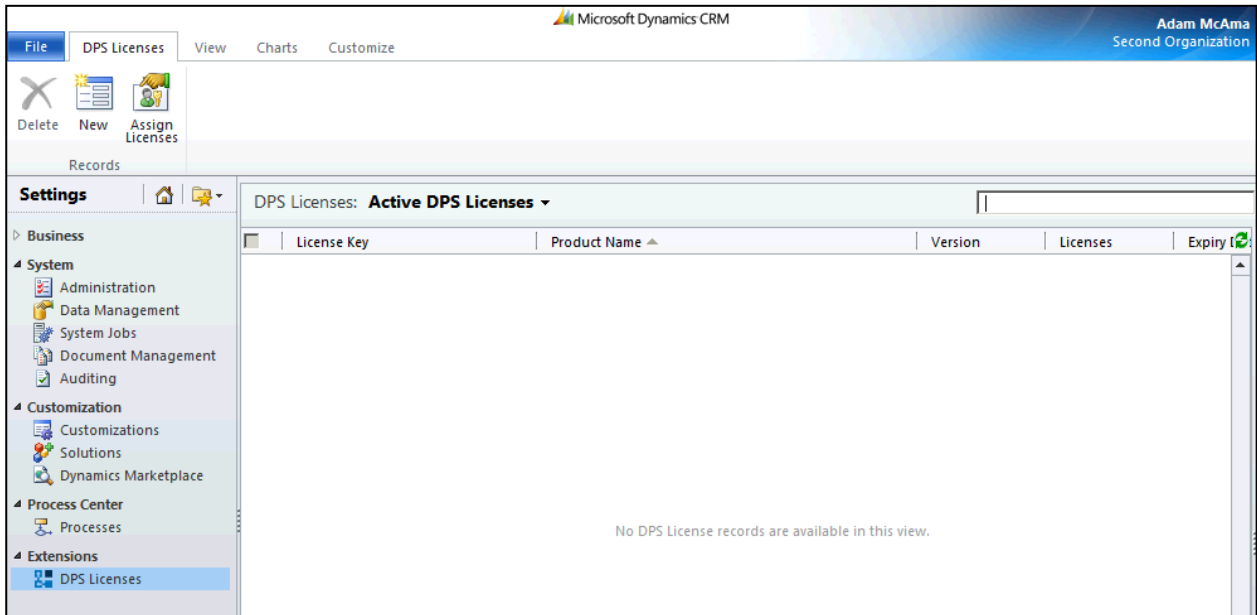
## Post Installation Configuration

DPS Price List Utilities download contains a fully functional version limited to updating 5 records. There are no evaluation licenses for this product.

If you have purchased Price List Utilities product follow below steps to register your product.

### 1. Login to Dynamics CRM and access Settings Area.

Select DPS Licenses option from the Extensions section.



### 2. Select New from Ribbon to add Dynamics Professional License.

In the Add License screen verify that your Organization Name is displayed correctly and enter the license key that was emailed to you.

#### Add License

Enter your DPS license key below.

Organization Name	SecondOrganization
License Key*	Q2DRS-MYRXY-NYKYY-NBQ2Y-ABC4E

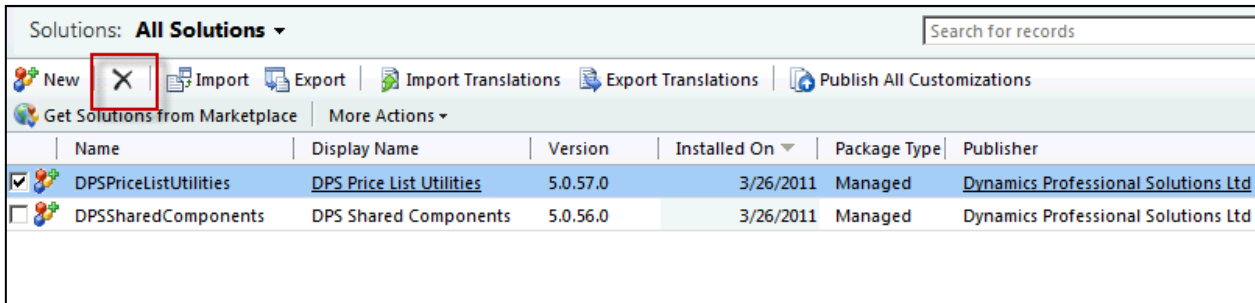
OK Cancel

# Uninstall

---

## 1. Login to Dynamics CRM and go to the Solutions in Settings Area.

Mark the solution you wish to uninstall and click delete button. Note that you will have to delete DPS Price List Utilities first. You will not be able to delete DPS Shared Components if there is at least one DPS product still installed.

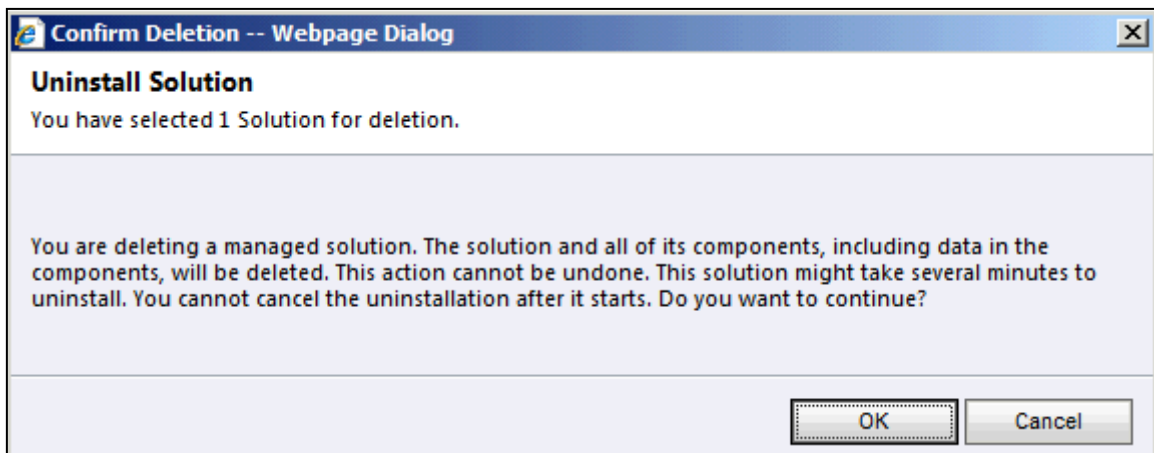


The screenshot shows the Dynamics CRM 'Solutions' list. The 'All Solutions' dropdown is selected. The 'Delete' button (marked with an 'X') is highlighted with a red box. The table below lists two solutions: 'DPSPriceListUtilities' and 'DPSSharedComponents'. The first solution is selected with a checkmark.

	Name	Display Name	Version	Installed On	Package Type	Publisher
<input checked="" type="checkbox"/>	DPSPriceListUtilities	DPS Price List Utilities	5.0.57.0	3/26/2011	Managed	Dynamics Professional Solutions Ltd
<input type="checkbox"/>	DPSSharedComponents	DPS Shared Components	5.0.56.0	3/26/2011	Managed	Dynamics Professional Solutions Ltd

## 2. Confirm Deletion

Confirm deletion screen will open. Click OK button to delete the solution.



## ***Support***

---

If you have any questions or problem with our products contact our support team. Submit your question using New Support Request Form on our Web page. A member of our support team will get in touch with you as soon as possible.

<http://support.dynamics-pros.com>



[www.dynamics-pros.com](http://www.dynamics-pros.com)

---